



TRAINING OFFERS 2026

With practical know-how to more efficiency

© STIWA Group – Turning ideas into successful solutions

Training overview

Automation

BASIC

TITLE OF TRAINING	AT	GER	CN	USA	Page
Operator BASIC	✓	✓	✓	✓	5
STIWA Automation systems BASIC	✓	✓	✓	✓	6
STIWA Automation systems advanced	✓	✓	✓	✓	7
LTM Automation systems mechanical & feeding BASIC	✓	-	-	-	8
LTM Automation systems control engineering BASIC	✓	-	-	-	9
LTM Automation systems electrical engineering BASIC	✓	-	-	-	10

ADVANCED

TITLE OF TRAINING	AT	GER	CN	USA	Page
Image processing BASIC and machine-specific	✓	-	-	-	12
Process technology	✓	-	-	-	13
Control technology BASIC	✓	✓	✓	✓	14
TwinCAT3 conversion training	✓	-	-	-	15
TPD distributor – process adaption	✓	-	✓	-	16
ABB robot training	✓	-	-	-	17

Training overview Shopfloor Software

BASIC

TITLE OF TRAINING	AT	GER	CN	USA	Page
STIWA Shopfloor Control BASIC	✓	✓	✓	✓	19
AMS ZPoint-CI BASIC	✓	✓	✓	✓	20
AMS Analysis-CI BASIC	✓	✓	✓	✓	21


ADVANCED

TITLE OF TRAINING	AT	GER	CN	USA	Page
AMS ZPoint-CI ADVANCED	✓	✓	✓	✓	23
AMS Analysis-CI ADVANCED	✓	✓	✓	✓	24
AMS ZPoint-CI / Analysis-CI ADMINISTRATOR	✓	✓	✓	✓	25

SPECIAL

TITLE OF TRAINING	AT	GER	CN	USA	Page
Efficient operation of a machine with STIWA software ADVANCED	✓				27
STIWA Shopfloor Control Editor	✓				28
AMS ZPoint-CI Integrator	✓	✓	✓	✓	29
STIWA Shopfloor Software WORKSHOP	✓	✓	✓	✓	30
AMS Analysis-CI Compute / Advanced Analytics	✓				31

Training Automation BASIC





OPERATOR BASIC

TRAINING GOAL

After completing the training, the participants can independently operate systems and rectify faults. The training is aimed at people who work with production machines on a daily basis.

TARGET GROUP

- Machine operator
- Fitter

TRAINING CONTENT

- Functionality STIWA handling components
- Basic knowledge STIWA pneumatics
- Basic knowledge feeding technology
- Basic functions AMS ZPoint-CI
- Operating concept of STIWA machines
- Error analysis and troubleshooting

NOTE

Duration:	3 days
Number of participants:	5 people max.
Location:	STIWA Training Center
Requirements:	Technical understanding
Date:	upon request



AUTOMATION SYSTEMS

BASIC

TRAINING GOAL

After completing the training, the participants can independently operate systems and rectify faults. They also have in-depth knowledge of the mechanical and electrical design of the machine and practical know-how for efficient system operation. The training is aimed at people who work with production machines on a daily basis or who are responsible for service and maintenance.

TARGET GROUP

- Shift foremen
- Production management
- Maintenance and service personnel
- Optimization team
- Production planner

TRAINING CONTENT

- Basic systems
 - Functionality
 - Maintenance
- STIWA handling components (functionality)
- Application instructions pneumatics
- Maintenance according to machine documentation/guidelines
- Documentation
 - Filing structure
 - Application
- Feeding technology
- Basic knowledge in functionality and maintenance
 - Basic functions of the CS products (AMS ZPoint-CI, AMS Analysis-CI, etc.)
- Operating concept of STIWA machines
- Error analysis and troubleshooting

NOTE

Duration:	3 days
Number of participants:	5 people max.
Location:	STIWA Training Center
Requirements:	technical understanding
Date:	upon request



AUTOMATION SYSTEMS

ADVANCED

TRAINING GOAL

After completing the training, participants can adjust modules independently and understand their processes and technologies. The training is aimed at people who work with production equipment on a daily basis, and who are responsible for adjustment work and quality.

TARGET GROUP

- Shift foremen
- Production management

TRAINING CONTENT

- Module discussions
 - Function
 - Settings
 - Sequences
 - Structure
 - etc.
- Documentation
 - Filing structure
 - Application
- Quality criteria
 - Components
 - Analysis
 - Avoidance of damages
 - etc.
- Machine-specific operation
 - Correct and efficient troubleshooting
- Setup
 - Feeding technology
- Deepening knowledge in functionality and maintenance

NOTE

Duration:	Depends on the size of the machine and its content
Number of participants:	5 people max.
Location:	at the customer's machine
Requirements:	Automation systems BASIC or sufficient technical knowledge, availability of the machine in the training center must be ensured - practical training is done directly at the STIWA machine (restricted production during the time of the training)
Date:	upon request



LTM AUTOMATION SYSTEMS

MECHANICS & FEEDING

BASIC

TRAINING GOAL

After completing the training, the participants can independently operate systems and rectify faults. They also have basic knowledge of the mechanical and electrical design of the machine and an insight for efficient system operation. The training is aimed at people who work with production equipment on a daily basis or who are responsible for service and maintenance.

TARGET GROUP

- Shift foremen
- Production management
- Optimization team
- Production planner

TRAINING CONTENT

- Introduction
- Basic systems
- Conveyor system LTM
- System structure
- Protection LTM
- Portal handling
- Gripper units
 - different types
 - assembly & disassembly
- Feeding structure LTM system
- Basic components
- Training mechanics & teaching module

NOTE

Duration:	2 days
Number of participants:	5 people max.
Location:	STIWA Training Center
Requirements:	Technical know-how, STIWA knowledge (if these are not available, an additional 1-day STIWA basic training must be held)
Date:	upon request



LTM AUTOMATION SYSTEMS CONTROL ENGINEERING

BASIC

TRAINING GOAL

After completing the training, the participants can independently identify and rectify faults at the ELMO controllers and the belonging drives. They also have knowledge of the mechanical and electrical design of the machine and practical know-how for position correction by means of the ZPoint-CI teach program. The training is aimed at people who work with production machines on a daily basis or who are responsible for service and maintenance.

TARGET GROUP

- Maintenance and service personnel

TRAINING CONTENT

- Concept LTM
- Drive engineering motors and controllers
- Structure hardware ET
- ELMO Application Studio
 - Application
 - Alignment with servo motor
- LTM handling & teaching
 - Teach program & GUI structure
 - Teach parameters
 - Correction & Teaching
 - Route visualization
- Error analysis

NOTE

Duration:	2 days
Number of participants:	5 people max.
Location:	STIWA Training Center
Requirements:	Basic knowledge of the SPS programming
Date:	upon request



LTM AUTOMATION SYSTEMS ELECTRICAL ENGINEERING BASIC

TRAINING GOAL

After completing the training, the participants can independently operate systems and rectify faults. They also have in-depth knowledge of the mechanical and electrical design of the machine and practical know-how for efficient system operation and troubleshooting. The training is aimed at people who work with production equipment on a daily basis or who are responsible for service and maintenance.

TARGET GROUP

- Maintenance and service personnel
- Machine operator
- Fitter
- Production planner

TRAINING CONTENT

- LTM system standard
 - Structure, classification base modules, module control in 90 system grid
- Basic system level
 - Feed box, feedings, conveyor system
- Handling level
 - Installation and removal handling and gripper units
- Machine protection basis
 - A-panels, transformers, switch cabinet
- Portal handling 90 / 270
 - Structure, encoder system, cable installation
- Gripper units
 - Structure, variants, motor types
- Handling boxes
 - Structure, interfaces, control board

NOTE

Duration:	0.5 days
Number of participants:	5 people max.
Location:	STIWA Training Center
Requirements:	electrical and mechanical understanding
Date:	upon request



Training Automation ADVANCED






IMAGE PROCESSING

BASIC AND MACHINE-SPECIFIC

TRAINING GOAL

After completing the training, the participants can independently operate the STIWA image processing systems and rectify faults. Furthermore, simple adaptations can be made in the image processing system and in the test program. Additionally, the image processing application of the respective machine is specifically addressed in order to be able to perform optimizations and troubleshooting independently. The hardware is addressed in order to be able to exchange it if necessary.

TARGET GROUP

- Maintenance and service personnel
- Optimization team

TRAINING CONTENT

- Concept STIWA BV system (hardware / software)
- Data/Image storage
- Calibration of BV systems
- Error detection and troubleshooting
- Exchange hardware (camera, lighting, etc.)

NOTE

Duration:	2 days
Number of participants:	5 people max.
Location:	at the customer's machine (restricted production during the time of the training)
Requirements:	Technical understanding, PC knowledge
Date:	upon request



PROCESS TECHNOLOGY

TRAINING GOAL

The basic understanding of a quality-monitored assembly and test process is taught. After the performed training, the participants can supervise, analyze and optimize the processes used in STIWA machines. The usage of all necessary and process-related software tools will be learned. Furthermore, the basics for the practical implementation of the measuring system analysis are acquired.

TARGET GROUP

- Shift foremen
- Production management
- Maintenance and service personnel
- Optimization team

TRAINING CONTENT

- Introduction into the topic Inline assembly and test process
- Basics of the measuring technology
- Standard processes
 - Joining process
 - Ultrasonic joining
 - Screwing process
 - Welding process
- Technology units
 - Mechanical layout
 - Operating mode of the measuring and testing systems
- Process at HMI (AMS ZPoint-CI)
 - Recipe
 - Q-data
 - Types and assembly groups
 - Setting values
 - Curves
 - Counters
 - Process monitoring
- Software tools
 - Offline viewer (process curve visualization)
 - QS-stat
 - QDA Select / AMS Analysis-CI
- Process documentation
 - Production and rejection analysis: QS-stat
- Measuring system analysis, calibration and reference part check (MSA): theory and practice

NOTE

Duration:	2-3 days (the duration of the training may vary depending on the size of the machine and its content)
Number of participants:	5 people max.
Location:	at the customer's machine (restricted production during the time of the training)
Requirements:	technical understanding
Date:	upon request



CONTROL ENGINEERING

BASIC

TRAINING GOAL

After completing the training, the participants are able to implement small programming tasks with Beckhoff TwinCAT PLC and GML-CI and also analyze existing programs. The operating mode of the Beckhoff TwinCAT system manager and application options are also part of the training. The participants will be introduced to the program PLC-Capture to be able to save the current online status of the PLC in case of errors. The participants also learn how to handle and use the AMS ZPoint-CI and can correctly interpret messages and errors which can also be self-created with the FIT software. Another training content is the start-up and optimization of servo motors.

TARGET GROUP

- Maintenance and service personnel

TRAINING CONTENT

- Beckhoff TwinCAT PLC Control & TwinCAT System Manager
 - Structure / Operation of the User Interface
 - Data types (standard and user-defined)
 - Program syntax (instructions, grinding, programs, functions, function blocks)
 - Evaluation and recording methods (Trace and Scope View)
 - Addressing, system configuration
- GML-CI with focus control engineering
 - Structure / Operation of the User Interface
 - Knowing and understanding simple and complex GML components
 - Create own GML components
 - Code-Shapes
- AMS ZPoint-CI & FIT
 - Basics and operation AMS ZPoint-CI
 - Basics of the configuration of AMS ZPoint-CI via FIT
- Servo axes
 - Servo axes in TwinCAT System Manager
 - Bosch Rexroth Indraworks
 - Controller adjustment

NOTE

Duration:	10 days
Number of participants:	5 people max.
Location:	STIWA Training Center
Requirements:	Technical understanding, basics of electric and control engineering
Date:	upon request



TWINCAT 3

CONVERSION TRAINING FOR TWINCAT 2 USER

TRAINING GOAL

In this training, participants with TwinCAT 2 experience and knowledge of the STIWA programming environment are taught how to use the TwinCAT 3 system. Various innovations both in the new TwinCAT 3 interface and in the STIWA programming environment will be explained.

After completing the training, the participants are able to apply their TwinCat 2 knowledge in TwinCat 3. Additionally, innovations in the STIWA CI-tools and the PLC program standard are taught.

TARGET GROUP

- Maintenance and service personnel

TRAINING CONTENT

- Motivation for switching to TwinCAT 3
 - Why did we switch to TwinCAT 3?
 - Which advantages does TwinCAT 3 offer?
- Structure and operation of the GUI
 - New functions
 - Changed working methods
- Overview of the new features in TwinCAT 3
 - Changes in syntax
 - New commands and data types
 - Create boot project
- New search functions, filter functions
- Connect to target system
- Differences variable linking TwinCAT PLC system manager
- Exercise examples
- Debugging functions
- Scope recording
- Innovations in STIWA PLC standard
- Innovations in GML-CI

NOTE

Duration:	2 days
Number of participants:	5 people max.
Location:	STIWA Training Center, also possible as webinar online
Requirements:	TwinCAT 2 experience and knowledge and STIWA programming environment
Date:	upon request



TPD-CI DISTRIBUTOR

PROCESS ADAPTION

TRAINING GOAL

In this training, the basic concepts and functionalities of the TPD-CI Distributor will be learned. Furthermore, the participants learn to adapt existing processes, to update them for newer versions and to monitor them during running operation.

TARGET GROUP

- Control technology engineer
- Optimization team

TRAINING CONTENT

- Introduction to the application TPD-CI Distributor
- Concept "process object"
- Adaption of existing processes
 - Recipe parameters / Product data attributes
- Update of libraries
- Synchronization of the FIT process parameters
- Update EPOService
- Analysis of running processes

NOTE

Duration:	0.5 days
Number of participants:	5 people max.
Location:	STIWA Training Center or on request also at the customer's machine (restricted production during the time of the training)
Requirements:	no special previous knowledge required
Date:	upon request



ABB ROBOT TRAINING

For operators

TRAINING GOAL

By completing the training, the participants are taught the basic knowledge regarding robotics. Furthermore, they will be able to perform simple operations on the ABB robot.

TARGET GROUP

- Machine operator
- Fitter
- Shift foremen
- Maintenance and service personnel

TRAINING CONTENT

- Robot handling with the FlexPendant
- Backup and Restore
- Definition coordination systems
- Explanation and definition of world zones
- Review of the "logfile"
- Explanation of the most important functions
 - Testing motion sequences
 - Teaching new points
 - Updating rotation counter

NOTE

Duration:	0.5 days
Number of participants:	5 people max.
Location:	STIWA Training Center or on request also at the customer's machine (restricted production during the time of the training)
Requirements:	Technical understanding
Date:	upon request



Training Shopfloor Software BASIC





STIWA SHOPFLOOR CONTROL (MS011)

BASIC

TRAINING GOAL

The participants know the functions that have been implemented in their machines. They can actively use them in their daily operations in order to be able to operate production at a constantly high level.

TARGET GROUP

- Machine operator
- Fitter
- Shift foremen
- Production management
- Production planner
- Quality control

TRAINING CONTENT

Detail coordination in the course preparation depending on the agreed detailed goals.

- Product positioning
- Terms from the MES environment and the control station technology
- The functions depicted in the reference machine under consideration
- Structure / Operation of the User Interface (STIWA Shopfloor Control)
- Information for the operation of a machine
 - Alarm display
 - Shift data
 - Standstill detection / Classification
 - Reject causes / Cycle times
 - Online key figures / Optimization during the running shift
- Order specification
 - Load, start, stop order etc.
 - Order linkages to ERP (if available)
- Recipe
 - Type / Parameters / Assembly groups
 - Authorizations, special releases / log book
 - Bill of material comparison (if available)
- Q-data / batch data collection
- Curve visualization
- Machine specific menus (analysis stations, etc.)
- Practical exercises

NOTE

Duration:	1 day
Number of participants:	8 people max.
Location:	STIWA Training Center or on request also at the customer's machine, also possible as webinar online
Requirements:	no special previous knowledge necessary
Date:	see booking website or on request



AMS ZPOINT-CI (MS010)

BASIC

TRAINING GOAL

The participants know the functions that have been implemented in their machines. They can actively use them in their daily operations in order to be able to operate production at a constantly high level.

TARGET GROUP

- Machine operator
- Fitter
- Shift foremen
- Production management
- Production planner
- Quality control

TRAINING CONTENT

Detail coordination in the course preparation depending on the agreed detailed goals.

- Product positioning
- Terms from the MES environment and the control station technology
- The functions depicted in the reference machine under consideration
- Structure / Operation of the User Interface (AMS ZPoint-CI-Client)
- Information for the operation of a machine
 - Alarm display
 - Shift data
 - Standstill detection / Classification
 - Reject causes / Cycle times
 - Online key figures / Optimization during the running shift
- Order specification
 - Load, start, stop order etc.
 - Order linkages to ERP (if available)
- Recipe
 - Type/Parameters/Assembly groups
 - Authorizations
 - special releases / log book
- Bill of material comparison (if available)
- Q-data / batch data collection
 - Practical exercises
 - Performance review
- Curve visualization
 - Machine specific menus (analysis stations, ...)

NOTE

Duration: 1 day
Number of participants: 8 people max.
Location: STIWA Training Center or on request also at the customer's machine, also possible as webinar online
Requirements: no special previous knowledge necessary
Date: see booking website or on request



AMS ANALYSIS-CI (MS020)

BASIC

TRAINING GOAL

The participants can actively work with AMS Analysis-CI and actively use it in their daily operations in order to be able to operate production at a constantly high level. Furthermore, the participants should be able to independently find causes for problems in production in recorded data in order to be able to eliminate them on the basis of the reports.

TARGET GROUP

- Machine operator
- Fitter
- Shift foremen
- Production management
- Production planner
- Quality control

TRAINING CONTENT

Detail coordination in the course preparation depending on the implemented functionalities.

- Product positioning
- Terms from the MES environment and the control station technology
- Used key figures and their calculation
- The functions depicted in the reference machine under consideration
- Structure / Operation of the User Interface (AMS Analysis-CI)
- Working with ready-made reports and dashboards
- Cross machine analysis
- Guided analysis path
- Working with the free analysis
- Store your self-created reports
- Evaluation of quality data
- Linking between quality data and MDE/BDE data
- Practical exercises

NOTE

Duration:	1 day
Number of participants:	8 people max.
Location:	STIWA Training Center or on request also at the customer's machine, also possible as webinar online
Requirements:	no special previous knowledge necessary
Date:	see booking website or on request



Training Shopfloor Software ADVANCED





AMS ZPoint-CI (MS030)

ADVANCED

TRAINING GOAL

The participants can parameterize the product environment of the business division Manufacturing Software in order to map the required functions. After the training, machines can be connected to the system independently or ongoing changes can be made to the machines. Furthermore, the user knowledge is consolidated to provide the necessary First Level Support in the factory.

TARGET GROUP

- Production-IT
- Control technology engineer
- Maintenance staff
- Service personnel

TRAINING CONTENT

Detail coordination in the course preparation depending on the implemented functionalities.

- The functions depicted in the reference machine under consideration
- Derivation of the necessary functionalities from end customer requirements
- Configuration of a machine with AMS FIT-CI
- Working with libraries
- Granting permissions
- Machine specific menus (analysis stations, etc.)
- Andon Board solutions
- Best practice for First Level Support
- Practical exercises

NOTE

Duration:	2 days
Number of participants:	8 people max.
Location:	STIWA Training Center or on request also at the customer's machine, also possible as webinar online
Requirements:	STIWA Shopfloor Control BASIC (MS011) or AMS ZPoint-CI BASIC (MS010), AMS Analysis-CI BASIC (MS020) advantageous
Date:	see booking website or on request



AMS ANALYSIS-CI (MS031)

ADVANCED

TRAINING GOAL

The participants are able to create and manage dashboards for other users. In addition, participants will also learn how to set up and maintain report shipping and how to customize AMS Analysis-CI. Furthermore, the user knowledge is consolidated to provide the necessary First Level Support in the factory.

TARGET GROUP

- Production-IT
- Control technology engineer
- Maintenance and service personnel

TRAINING CONTENT

Detail coordination in the course preparation depending on the implemented functionalities.

- Creating dashboards in AMS Analysis-CI
- Distribution of reports in AMS Analysis-CI
- Best practice for First Level Support
- Practical exercises

NOTE

Duration:	1 day
Number of participants:	8 people max.
Location:	STIWA Training Center or on request also at the customer's machine, also possible as webinar online
Requirements:	AMS Analysis-CI BASIC (MS020), STIWA Shopfloor Control BASIC (MS011) or AMS ZPoint-CI BASIC (MS010) advantageous
Date:	see booking website or on request



AMS ZPOINT-CI / ANALYSIS-CI (MS040)

ADMINISTRATOR

TRAINING GOAL

Participants can install/administrate the software landscape and set up a monitoring system for monitoring. In addition, administrators can properly design and scale background systems and processes to ensure smooth operation even with a growing number of machines.

TARGET GROUP

- Production-IT

TRAINING CONTENT

Detail coordination in the course preparation depending on the implemented functionalities.

- Reference topology for plant-wide back end / system requirements
- Distribution of functions in the reference topology
- Resource layout of front/back-end systems
- Safety/Backup strategy
- Monitoring
- Administration / Update strategy
- Authorization administration
- Availability / Failure safety
- Requirements for network topology/matching with the customer's security concept
- Best practice for First Level Support
- Practical exercises

NOTE

Duration:	1 day
Number of participants:	8 people max.
Location:	STIWA Training Center or on request also at the customer's machine, also possible as webinar online
Requirements:	STIWA Shopfloor Control BASIC (MS011) or AMS ZPoint-CI BASIC (MS010), AMS Analysis-CI BASIC (MS020) recommended, AMS ZPoint-CI ADVANCED (MS030), AMS Analysis-CI ADVANCED (MS031) advantageous
Date:	see booking website or on request



Training Shopfloor Software SPECIAL





EFFICIENT OPERATION OF A MACHINE WITH STIWA SOFTWARE

ADVANCED

TRAINING GOAL

The participants can actively work with AMS Analysis-CI and actively use it in their daily operations in order to be able to operate production at a constantly high level. Furthermore, the participants should be able to pursue optimization control loops to perform active error and cycle time analysis and independently find causes for the problems in production in the recorded data and implement measures to eliminate them.

TARGET GROUP

- Shift foremen
- Production management
- Quality control
- Maintenance and service personnel
- Optimization team

TRAINING CONTENT

Detail coordination in the course preparation depending on the agreed detailed goals.

- Product positioning
- Terms from the MES environment and the control station technology
- Used key figures and calculation
- Structure / Operation of the User Interface (AMS Analysis-CI)
- Working with ready-made reports and dashboards
- Cross machine analysis
- Guided analysis path
- Working with the free analysis
- Store your self-created reports
- Evaluation of quality data
- Linking between quality data and MDE/BDE data
- Creating dashboards for daily use
- Practical exercises at an existing customer's machine or sample machine
- Learning about optimization control loops
- Development of specific control loops for the usage at the customer
- Support of the running CIP processes for the customer by AMS Analysis-CI

NOTE

Duration:	2 days
Number of participants:	8 people max.
Location:	STIWA Training Center or on request also on the customer's machine
Requirements:	Automation systems BASIC (for STIWA machines) or alternatively AMS Analysis-CI BASIC (also for third-party machines)
Date:	upon request



STIWA SHOPFLOOR CONTROL EDITOR (MS022)

TRAINING GOAL

The participants can independently create panels (= operator sides for STIWA Shopfloor Control, Monitor and Andon Board) and use / distribute them for their machines / factories. The content ranges from simple applications (text box, label, button, etc.) to more complex application cases such as integrating analysis data from AMS Analysis-CI.

TARGET GROUP

- Machine IT
- Control engineering (machine programmer)
- Key User for the area MDE/BDE/QDE (e.g. for integrating analysis data in Shopfloor Control / Monitor)

TRAINING CONTENT

- General information / basic concept of the visualization
- Base principles of the editor
- First steps (create a simple panel)
- Organize panel (layout, size, responsive design, etc.)
- Panel bar (arrange and find the panels)
- Additional options for controls
- Formulas (display logic in panels)
- Extended examples (e.g. "for each" control)
- Data sources (e.g. integrate Analysis-CI data)
- Modify / Extend existing panels
- Andon Boards

NOTE

Duration:	1 day
Number of participants:	8 people max.
Location:	STIWA Training Center or on request also at the customer's machine, also possible as webinar online
Requirements:	STIWA Shopfloor Control BASIC (MS011)
Date:	see booking website or on request



AMS ZPOINT-CI (MS050)

INTEGRATOR

TRAINING GOAL

The participants get to know the APIs for machine connection. Furthermore, the transfer of the concept documents into the configuration of the machine API is taught. "Learned lessons" from upstream integration projects are also part of the training, which underlines the practical character.

TARGET GROUP

- Control technology engineer
- Production-IT
- Machine suppliers

TRAINING CONTENT

Detail coordination in the course preparation depending on the implemented functionalities.

- Requested functions in the reference machine under consideration
- APIs for machine connection
- Working with APIs
- Machine specific menus (analysis stations, etc.)
- Practical implementation of connections
- Experiences / Stumbling blocks from implemented projects
- Time management during start-up

NOTE

Duration:	4 days
Number of participants:	8 people max.
Location:	STIWA Training Center or on request also on the customer's machine
Requirements:	STIWA Shopfloor Control BASIC (MS011) or AMS ZPoint-CI Basic (MS010) recommended AMS ZPoint-CI ADVANCED (MS031) advantageous
Date:	see booking website or on request



STIWA SHOPFLOOR SOFTWARE

WORKSHOP

TRAINING GOAL

The training goal is agreed with the customer in advance. The workshop can be used, for example, to consolidate detailed knowledge, to present and access the product landscape, or to develop/solve a detailed requirement.

TARGET GROUP

- Production planner
- Production-IT
- Control technology engineer
- Quality control
- Machine suppliers
- Production management

TRAINING CONTENT

Examples for workshops:

- Presentation and integration of the complete system at an existing machine
- Integration of STIWA Shopfloor Software in a new machine for the illustration of trace requirements
- Optimization of an existing machinery material with AMS Analysis-CI
- Creation of customer specifications / libraries as part of the STIWA Software product range
- Coaching in the connection of existing machines to the overall system
- Development of an Andon system or production cockpit for new production sites

NOTE

Duration and number of participants:	Definition after the workshop objective has been established
Location:	STIWA Training Center or on request also at the customer's machine, also possible as webinar online
Requirements:	STIWA Shopfloor Control BASIC (MS011) or AMS ZPoint-CI BASIC (MS010) and AMS Analysis-CI BASIC (MS020)
Date:	upon request



AMS ANALYSIS-CI COMPUTE / ADVANCED ANALYTICS (MS032)

TRAINING GOAL

The participants are able to use the AMS Analysis-CI Compute Feature and display customer-specific application cases with it. Additional data sources (cubes) are filled via Compute and they are integrated in the evaluations of AMS Analysis-CI. Furthermore, the user knowledge is consolidated to provide the necessary First Level Support for AMS Analysis-CI Compute Feature in the factory.

TARGET GROUP

- Production-IT
- Maintenance and service personnel
- Optimization team

TRAINING CONTENT

- Overview of the 4 phases of Advanced Analytics (descriptive, diagnostic, predictive, prescriptive) the field of application of AMS Analysis-CI Compute
- Introduction in function / structure of AMS Analysis-CI Compute
- Developing Computations on the basis of Python Scripts
- Deploying the created computations
- Application of evaluations on the newly created data sources
- Monitoring the computations

NOTE

Duration:	1 day
Number of participants:	4 people max.
Location:	STIWA Training Center or on request also at the customer's machine, also possible as webinar online
Requirements:	AMS Analysis-CI ADVANCED (MS031)
Date:	upon request

TRAINING LOCATIONS

STIWA plant Attnang-Puchheim

Salzburger Straße 52
4800 Attnang-Puchheim
AUSTRIA

STIWA plant Hagenberg

Softwarepark 37
4232 Hagenberg
AUSTRIA

STIWA plant Wilnsdorf

Elkersberg 10
57234 Wilnsdorf
GERMANY

STIWA plant Nantong

No. 1 Workshop of Jiatong
Industrial Oark, 70# Jiangguang Road
226040 Nantong, Jiangsu
CHINA

STIWA plant Fort Mill


1704 Porter Road
Rock Hill, South Carolina 29730
USA

CONTACT

Trainings - Automation

STIWA plant Attnang-Puchheim

Andreas Mairhuber
Salzburger Straße 52
4800 Attnang-Puchheim
AUSTRIA



Trainings – STIWA Shopfloor Software

STIWA plant Hagenberg

Martin Schwarzenberger
Softwarepark 37
4232 Hagenberg im Mühlkreis
AUSTRIA



Phone: +43 / 7674 603 – 8600
E-mail: customertrainings@stiwa.com

STIWA Group is an experienced partner in product and high-performance automation with more than 2,200 employees. Apart from high-performance automation, the group's core competences include the development of products and software for manufacturing automation, the supplier component production of premium metal and plastic subassemblies, machining, energy-efficient building technologies as well as laboratory automation.

Subject to typesetting and printing errors as well as technical errors and modifications. Status: January 2026